* 0000800000001 * DFD

CAMBRIDGE
International Education

Cambridge IGCSE™

CANDIDATE NAME

CENTRE NUMBER

CANDIDATE NUMBER

ENVIRONMENTAL MANAGEMENT

0680/22

Paper 2 Management in Context

February/March 2026

1 hour 45 minutes

You must answer on the question paper.

No additional materials are needed.

INSTRUCTIONS

- Answer **all** questions.
- Use a black or dark blue pen. You may use an HB pencil for any diagrams or graphs.
- Write your name, centre number and candidate number in the boxes at the top of the page.
- Write your answer to each question in the space provided.
- Do **not** use an erasable pen. Do **not** use correction fluid or tape.
- Do **not** write on any bar codes.
- You may use a calculator.
- You should show all your working and use appropriate units.

INFORMATION

- The total mark for this paper is 80.
- The number of marks for each question or part question is shown in brackets [ ].

This document has **24** pages. Any blank pages are indicated.

DC (WW/SG) 357120/3
© Cambridge University Press & Assessment 2026

[Turn over

world map showing the location of France

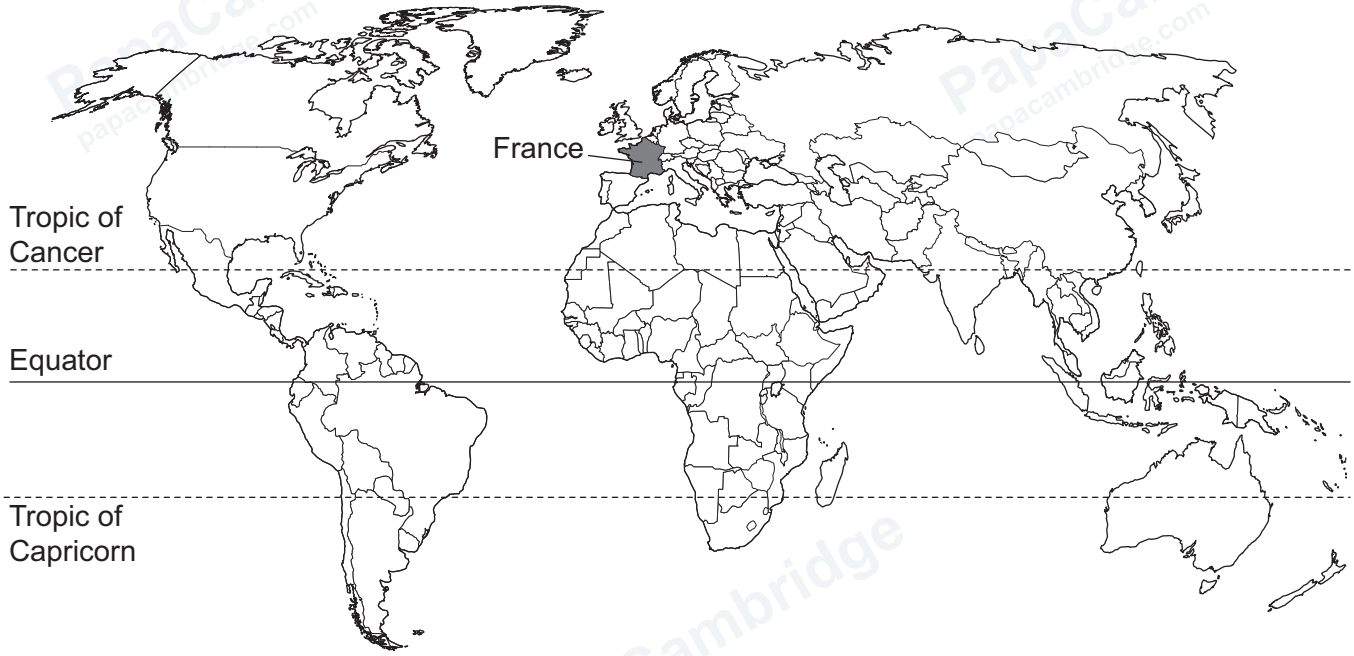

map of France

key

★ capital city

–·–·– international boundary

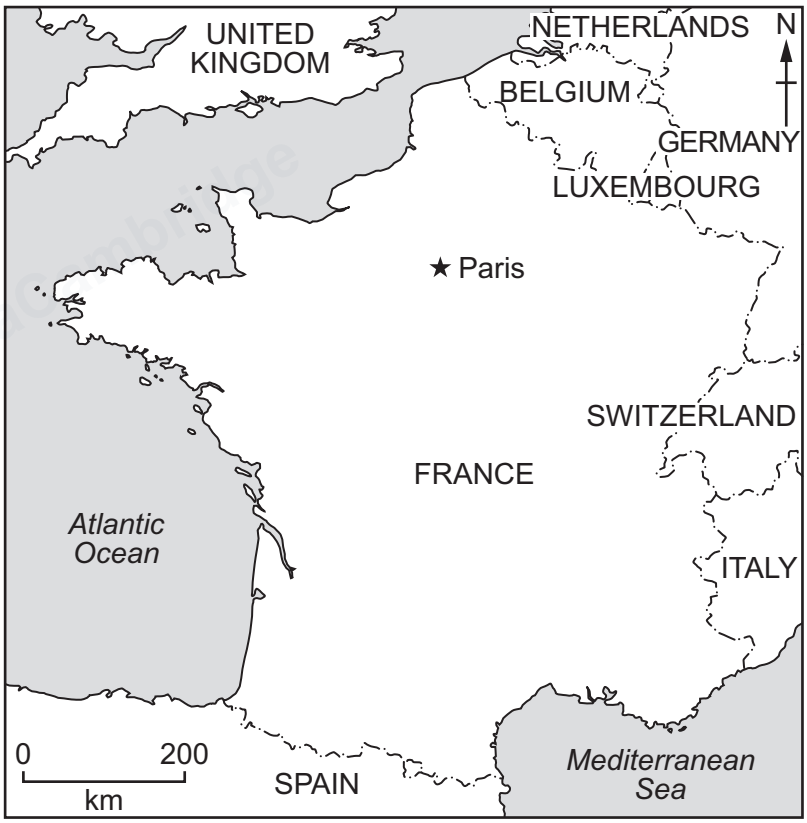

© Cambridge University Press & Assessment 2026

DO NOT WRITE IN THIS MARGIN

PapaCambridge · papacambridge.com 0680/22 Question Paper March 2026

Area of France: 643 801 km^2

Population of France: 68 374 591 (in 2024)

Children per woman: 1.9

Life expectancy: 82.5 years

Currency: Euro (0.93 Euro = 1 USD in 2024)

Language: French and regional languages

Climate of France: cool winters, mild summers and warmer in the south

Terrain of France: varied, with mountains and large flatlands

Main exports of France: medicines, agricultural products, aircraft and vehicles

France is a country in Europe. France has reserves of minerals that are extracted and exported. Agriculture is a major industry. Tourism is important for the economy.

DO NOT WRITE IN THIS MARGIN

PapaCambridge · papacambridge.com 0680/22 Question Paper March 2026

1 (a) The map shows the location of nuclear power stations in France in 2023.

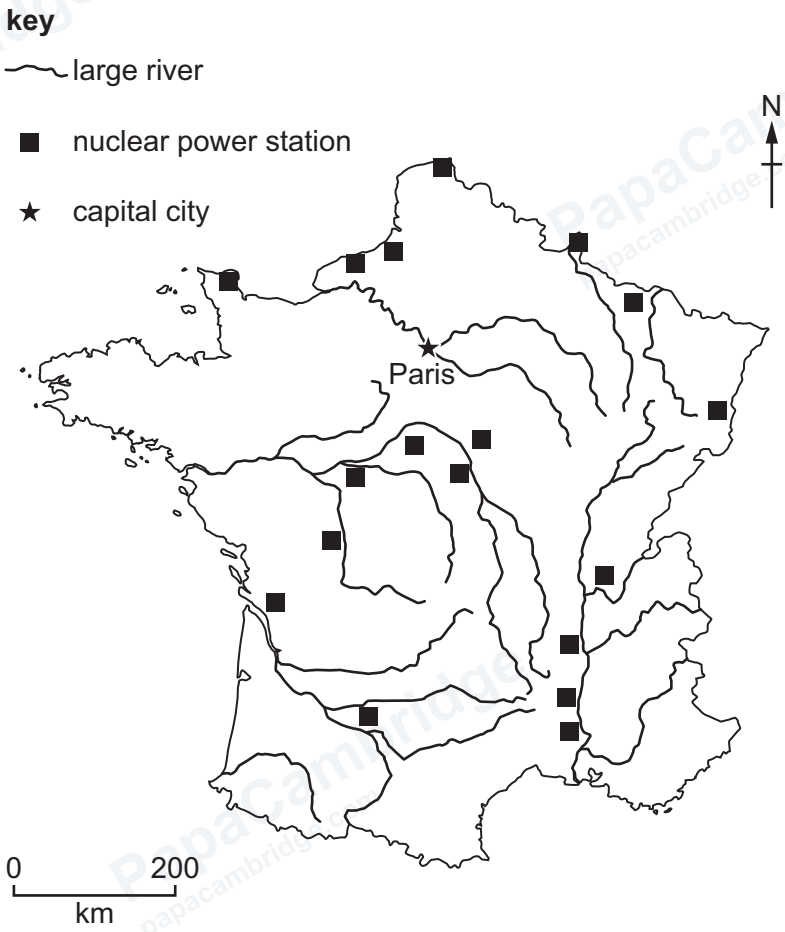

(i) Describe the distribution of nuclear power stations in France in 2023.

.....

.....

.....

.....

.....

..... [3]

(ii) Suggest **one** reason for the distribution of nuclear power stations in France.

.....

..... [1]

© Cambridge University Press & Assessment 2026

DO NOT WRITE IN THIS MARGIN

PapaCambridge · papacambridge.com 0680/22 Question Paper March 2026

(b) Describe how nuclear power is used to generate electricity.

.....

.....

.....

.....

.....

..... [3]

(c) **(i)** Explain why nuclear power is **not** a renewable energy resource.

.....

..... [1]

(ii) Name **two** renewable energy resources.

1 .....

2 .....

[2]

DO NOT WRITE IN THIS MARGIN

PapaCambridge papacambridge.com

PapaCambridge · papacambridge.com 0680/22 Question Paper March 2026

(d) The photograph shows a nuclear power station.

(i) Describe **two** environmental impacts of the nuclear power station shown in the photograph.

1 .....

.....

2 .....

.....

[2]

© Cambridge University Press & Assessment 2026

DO NOT WRITE IN THIS MARGIN

PapaCambridge · papacambridge.com 0680/22 Question Paper March 2026

(ii) Describe **two** benefits of generating electricity using nuclear power compared to generating electricity using fossil fuels.

1 .....

.....

2 .....

.....

[2]

(iii) Describe **two** disadvantages of generating electricity using nuclear power compared to generating electricity using fossil fuels.

1 .....

.....

2 .....

.....

[2]

DO NOT WRITE IN THIS MARGIN

PapaCambridge · papacambridge.com 0680/22 Question Paper March 2026

(e) The graph shows the percentage of electricity generated by nuclear power and by renewable resources in France from 1970 to 2020.

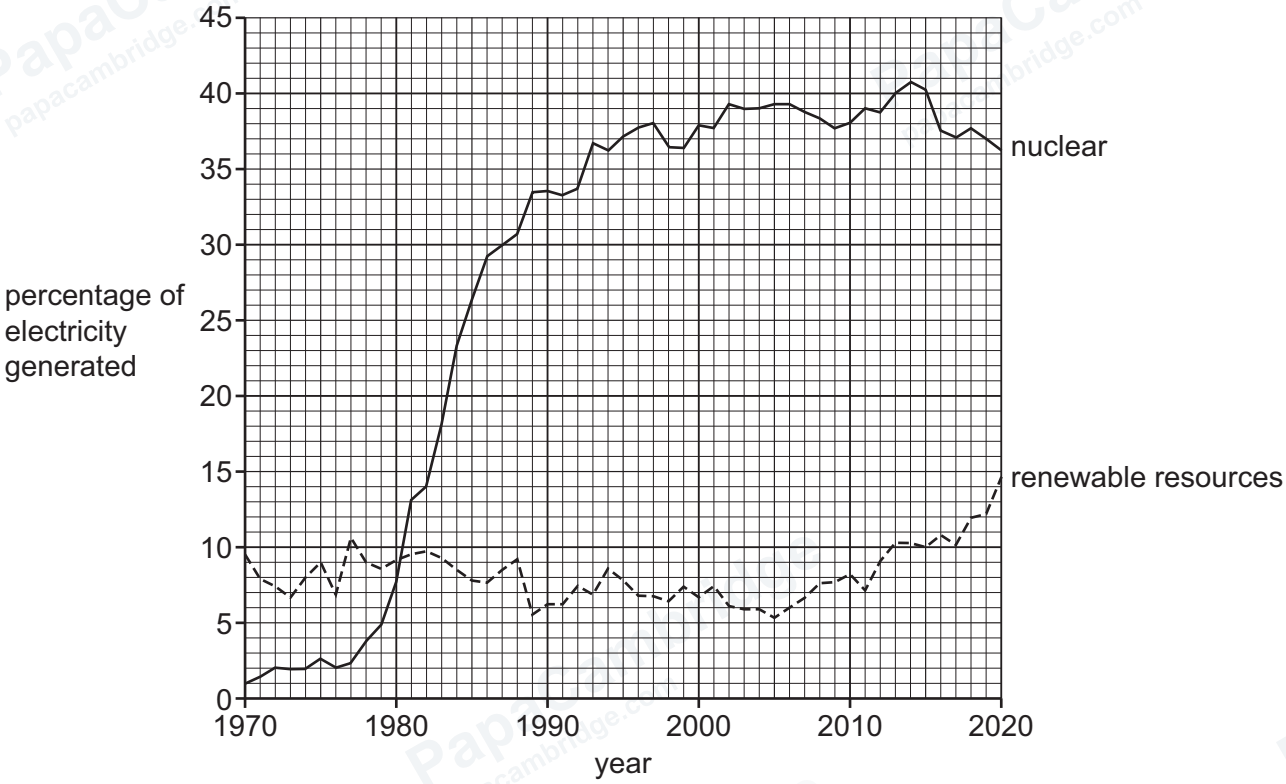

(i) Describe the trends in the electricity generated by nuclear power and by renewable resources in France from 1970 to 2020.

.....

.....

.....

.....

.....

..... [3]

© Cambridge University Press & Assessment 2026

DO NOT WRITE IN THIS MARGIN

PapaCambridge · papacambridge.com 0680/22 Question Paper March 2026

(ii) A student concludes that nuclear power is the **most** important energy resource in France in 2020.

Give **one** piece of evidence from the graph that supports this conclusion and **one** piece of evidence that does **not** support this conclusion.

supports .....

.....

does **not** support .....

.....

[2]

[Total: 21]

DO NOT WRITE IN THIS MARGIN

PapaCambridge papacambridge.com

PapaCambridge papacambridge.com · 0680/22 Question Paper March 2026

BLANK PAGE

DO NOT WRITE IN THIS MARGIN

© Cambridge University Press & Assessment 2026

PapaCambridge · papacambridge.com

2 France has protected areas for the conservation of species.

(a) A survey found that 153 906 km^2 of land in 2021 was protected.

Calculate the percentage of land in France that was protected in 2021.

Give your answer as a whole number.

.... % [2]

DO NOT WRITE IN THIS MARGIN
DO NOT WRITE IN THIS MARGIN
DO NOT WRITE IN THIS MARGIN
DO NOT WRITE IN THIS MARGIN
DO NOT WRITE IN THIS MARGIN
PapaCambridge papacambridge.com

(b) The photograph shows a black salamander in France.

Black salamanders live under fallen trees or in rocky cracks. Adult black salamanders are approximately 15 cm long. Black salamanders live on land but they need to keep their skin moist. They cannot control their body temperature. They feed on small insects and give birth to live young.

(i) A scientist investigates the population of black salamanders in a 100 km^2 area using a random sampling technique.

Describe how the scientist:

- uses random sampling
- uses a quadrat to collect the data
- records the data collected
- obtains an estimate for the population of black salamanders.

.....

.....

.....

.....

.....

.....

.....

.....

.....

.....

.....

..... [5]

© Cambridge University Press & Assessment 2026

DO NOT WRITE IN THIS MARGIN

PapaCambridge · papacambridge.com

(ii) Suggest **two** limitations of sampling black salamanders in a 100 km^2 area using a quadrat.

1 .....

.....

2 .....

.....
[2]

(iii) Suggest **two** reasons why black salamanders are at risk from climate change.

1 .....

.....

2 .....

.....
[2]

(iv) Describe how captive breeding is used to conserve black salamanders.

.....

.....

.....

.....

.....

..... [3]

(v) Suggest **three** other strategies for conserving black salamanders.

1 .....

2 .....

3 .....
[3]

[Total: 17]

© Cambridge University Press & Assessment 2026

DO NOT WRITE IN THIS MARGIN

PapaCambridge · papacambridge.com 0680/22 Question Paper March 2026

3 **(a)** The table shows the percentage of different types of packaging materials that are recycled in France in 2019.

type of packaging material	percentage of type of packaging material that is recycled
paper and cardboard	92
plastic	26
metal	82
glass	75

(i) The bar chart shows the percentage of each type of packaging material that is recycled in France in 2019.

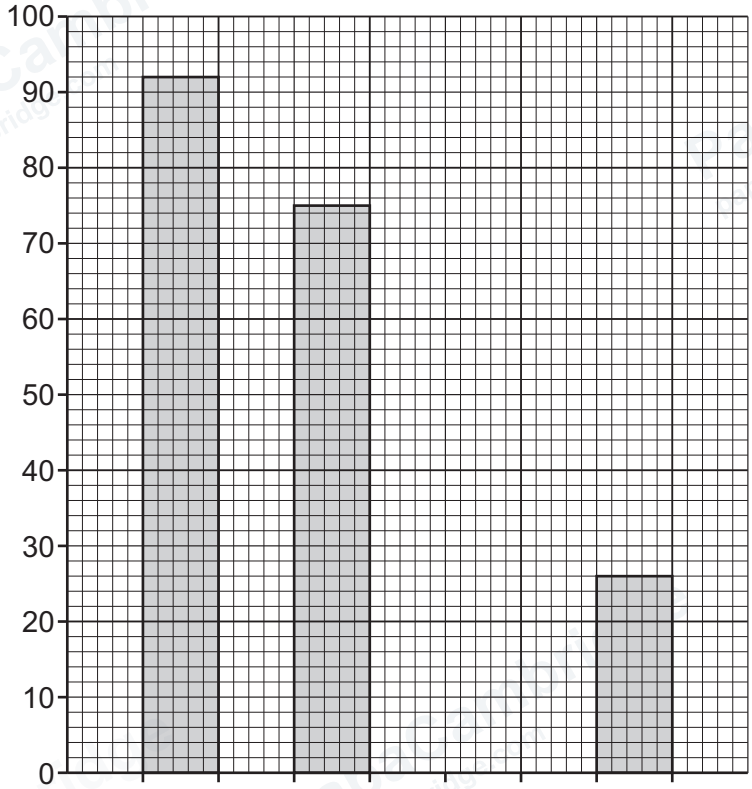

Complete the bar chart:

- plot the data for the percentage of metal recycled
- fully label both axes. [3]

© Cambridge University Press & Assessment 2026

DO NOT WRITE IN THIS MARGIN

PapaCambridge · papacambridge.com 0680/22 Question Paper March 2026

(ii) Calculate the mean value of the percentages of the different types of packaging material that are recycled in France in 2019.

Give your answer to **two** significant figures.

.....% [2]

(iii) Suggest **two** reasons why only 26% of plastics are recycled.

1 .....

.....

2 .....

.....

[2]

DO NOT WRITE IN THIS MARGIN

PapaCambridge · papacambridge.com 0680/22 Question Paper March 2026

(b) Glass is made from sand.

The photograph shows a mine where sand is extracted.

(i) A mining company wants to extract sand from an area near to a village.

One person in the village said:

> I think the mine will benefit the village but it will also have negative impacts.

Suggest how the mine will benefit the village and have negative impacts.

benefits .....

.....

.....

.....

negative impacts .....

.....

.....

.....

[4]

© Cambridge University Press & Assessment 2026

DO NOT WRITE IN THIS MARGIN

PapaCambridge · papacambridge.com 0680/22 Question Paper March 2026

(ii) Describe how the area shown in the photograph can be restored once mining has finished.

.....

.....

.....

.....

.....

..... [3]

[Total: 14]

DO NOT WRITE IN THIS MARGIN

PapaCambridge papacambridge.com

PapaCambridge · papacambridge.com 0680/22 Question Paper March 2026

4 **(a)** Turbot are a marine species of fish.

Turbot are caught in nets dragged along the sea bed by large fishing boats.

The diagram shows a net used to catch turbot.

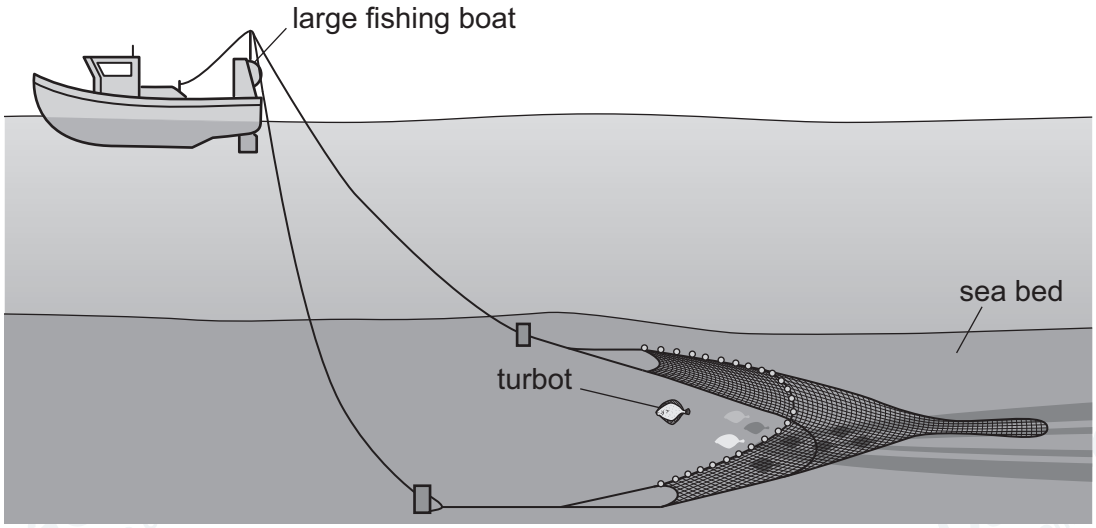

(i) One impact of catching turbot using nets is bycatch.

Describe what is meant by bycatch.

.....

..... [1]

(ii) Explain the impact of bycatch on marine fish populations.

.....

.....

.....

..... [2]

(iii) Suggest **two** other impacts of catching turbot using the method shown in the diagram.

1 .....

.....

2 .....

.....

[2]

© Cambridge University Press & Assessment 2026

DO NOT WRITE IN THIS MARGIN

PapaCambridge · papacambridge.com 0680/22 Question Paper March 2026

(iv) Turbot are caught on continental shelves.

State **three** reasons why marine fisheries are often found on continental shelves.

1 .....

.....

2 .....

.....

3 .....

.....

[3]

(b) Turbot are farmed for food in France.

The photograph shows a turbot farm.

(i) Suggest **two** reasons for the location of this turbot farm.

1 .....

.....

2 .....

.....

[2]

DO NOT WRITE IN THIS MARGIN

PapaCambridge · papacambridge.com 0680/22 Question Paper March 2026

(ii) Suggest **two** benefits and **two** limitations of farming turbot.

benefits .....

.....

.....

.....

limitations .....

.....

.....

.....

[4]

(c) The French government has introduced laws to protect fish populations.

Explain how net mesh size and closed seasons protect fish populations.

net mesh size .....

.....

.....

closed seasons .....

.....

.....

.....

[3]

[Total: 17]

© Cambridge University Press & Assessment 2026

DO NOT WRITE IN THIS MARGIN

PapaCambridge · papacambridge.com

DO NOT WRITE IN THIS MARGIN

Turn over

PapaCambridge · papacambridge.com 0680/22 Question Paper March 2026

5 The graph shows the mean crop yield of three crops in France from 1920 to 2020.

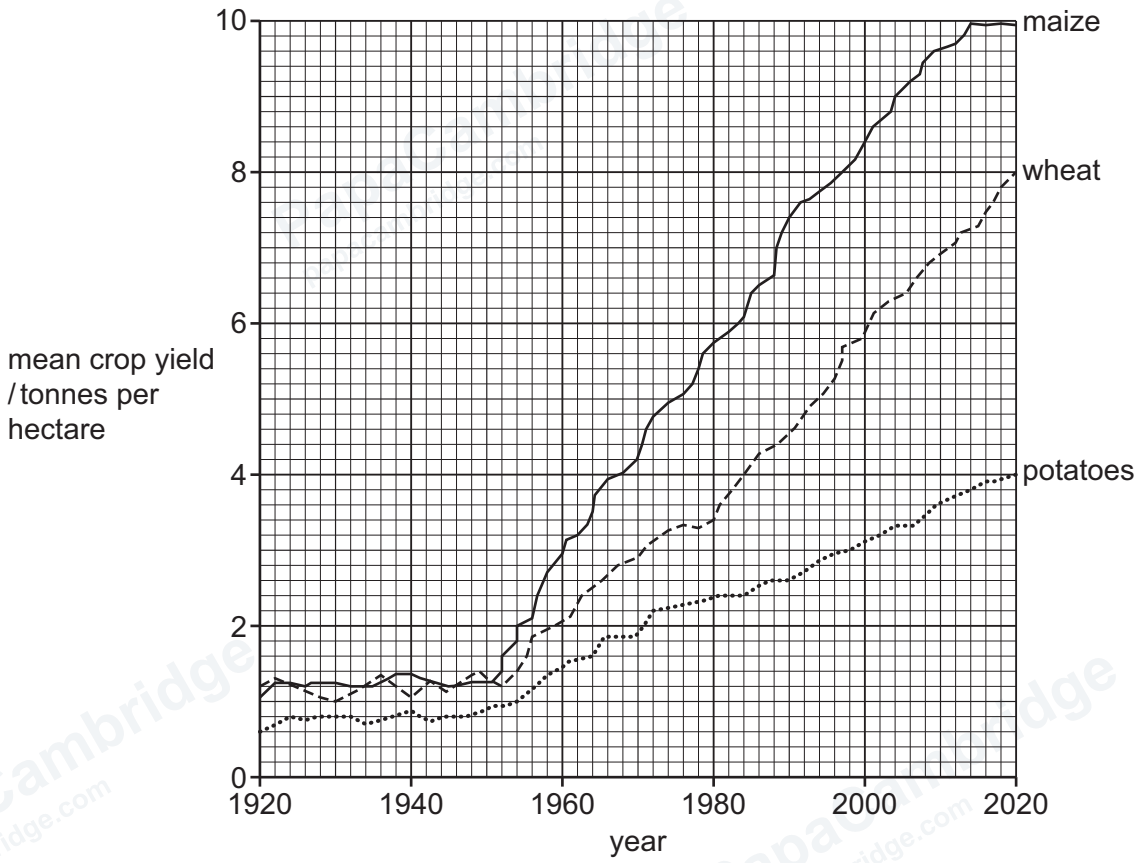

(a) **(i)** Identify the year when the mean wheat yield was 4 tonnes per hectare.

..... [1]

(ii) Compare the mean crop yield of wheat and potatoes in 2020.

.....

.....

.....

..... [2]

(iii) A student concludes that in 2020 France produced more maize than wheat.

Suggest **one** reason why this conclusion may **not** be correct.

.....

..... [1]

© Cambridge University Press & Assessment 2026

DO NOT WRITE IN THIS MARGIN

PapaCambridge · papacambridge.com

(b) One reason for an increase in crop yields is the use of fertilisers.

(i) Explain how fertilisers increase crop yields.

.....

.....

.....

..... [2]

(ii) Herbicides also increase crop yields.

Explain how herbicides increase crop yields.

.....

.....

.....

..... [2]

(c) Irrigation is used to increase crop yields.

Explain how the mismanagement of irrigation negatively impacts the environment.

.....

.....

.....

.....

.....

..... [3]

[Total: 11]

© Cambridge University Press & Assessment 2026

DO NOT WRITE IN THIS MARGIN

PapaCambridge · papacambridge.com

BLANK PAGE

The boundaries and names shown, the designations used and the presentation of material on any maps contained in this question paper/insert do not imply official endorsement or acceptance by Cambridge International Education concerning the legal status of any country, territory, or area or any of its authorities, or of the delimitation of its frontiers or boundaries.

Permission to reproduce items where third-party owned material protected by copyright is included has been sought and cleared where possible. Every reasonable effort has been made by the publisher (Cambridge University Press & Assessment) to trace copyright holders, but if any items requiring clearance have unwittingly been included, the publisher will be pleased to make amends at the earliest possible opportunity.

To avoid the issue of disclosure of answer-related information to candidates, all copyright acknowledgements are reproduced online in our Copyright Acknowledgements Booklet. This is produced for each series of examinations and is freely available to download at www.cambridgeinternational.org after the live examination series.

Cambridge International Education is the name of our awarding body and a part of Cambridge University Press & Assessment, which is a department of the University of Cambridge.

© Cambridge University Press & Assessment 2026

DO NOT WRITE IN THIS MARGIN